

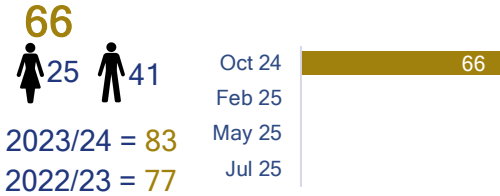
Data Dashboard Secondary 2024/2025 October 2024



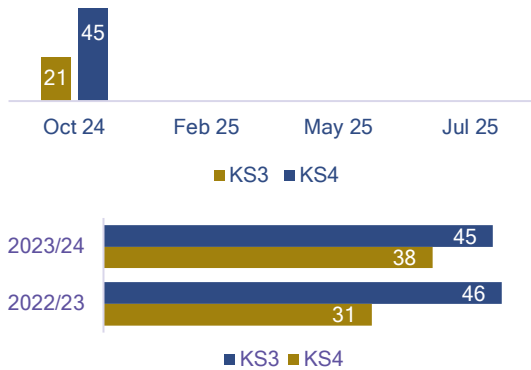
The Rowans AP

Headteacher: Mrs. Fiona May

Number of Pupils on Roll



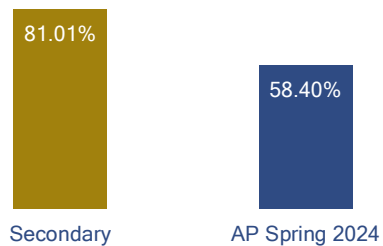
Breakdown of Pupils



Secondary Attendance



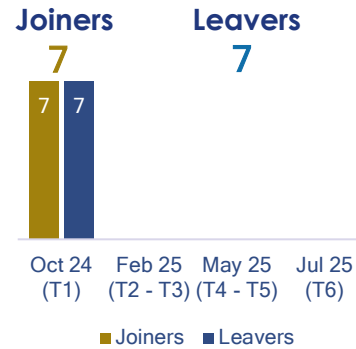
Secondary Attendance VS National AP/PRU Attendance



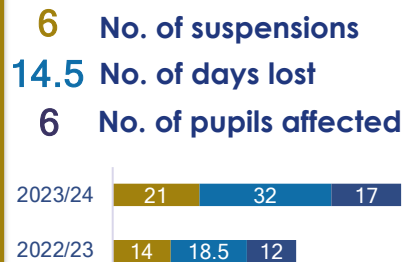
Contextual Safeguarding / Pupil Characteristics

| | 2024 / 25 | 2023 / 24 | 2022 / 23 |
|---------------------------------|-----------|-----------|-----------|
| | Year End | Year End | Year End |
| Pupil Premium | 56.06% | 60.24% | 62.34% |
| EAL | 0% | 2.41% | 5.19% |
| Children in Care | 6.06% | 7.23% | 6.49% |
| Pupils on CP Plan | 3.03% | 4.82% | 5.19% |
| Pupils on CHIN Plan | 56.06% | 6.02% | 9.09% |
| Pupils with EHCP | 3.03% | 2.41% | 1.30% |
| Average no. of vulnerabilities | 7.61 | 8.69 | 8.63 |
| No. of referrals to SPA to date | 3 | 12 | 7 |

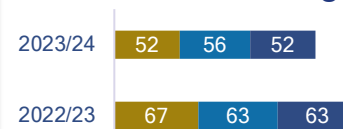
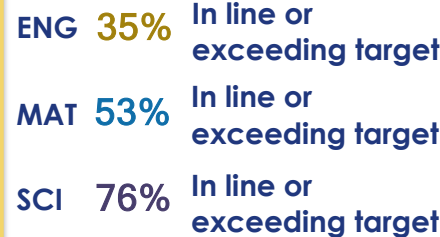
Pupil Mobility




Suspensions to date



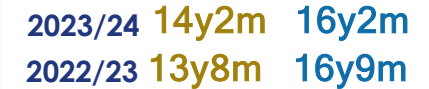
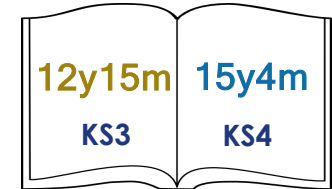
KS3 Pupil Progress



KS4 Pupil Progress



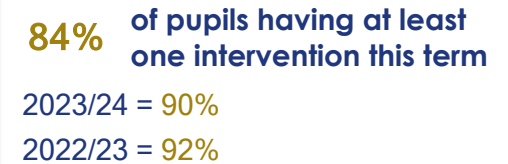
Average Reading Age



Average Reading Progress



Interventions



Reintegration

