

# Data Dashboard Secondary 2025/2026 February 2026



The Rowans AP

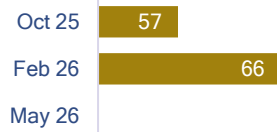
Principal: Mrs. Fiona May

## Number of Pupils on Roll

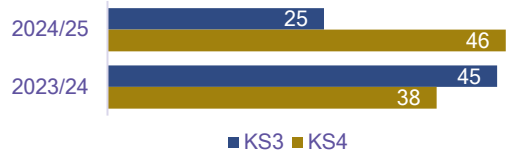
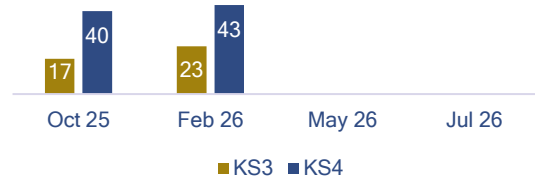
66



2024/25 = 71  
2023/24 = 83



## Breakdown of Pupils



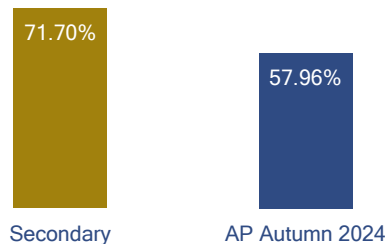
## Secondary Attendance

71.70%

2024/25 = 78%  
2023/24 = 83%



## Secondary Attendance VS National AP/PRU Attendance

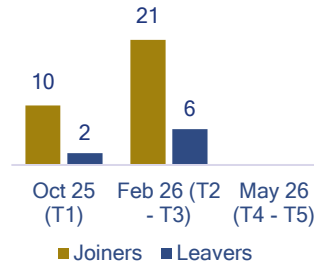


## Contextual Safeguarding / Pupil Characteristics

	2024 / 25 February 2026	2024 / 25 Year End	2023 / 24 Year End
Pupil Premium	75.76%	69.01%	60.24%
EAL	1.52%	1.41%	2.41%
Children in Care	6.06%	5.63%	7.23%
Pupils on CP Plan	7.58%	4.23%	4.82%
Pupils on CiN Plan	6.06%	4.23%	6.02%
Pupils with EHCP	27.27%	4.23%	2.41%
Average no. of vulnerabilities	16.68	16.61	8.69
No. of referrals to SPA to date	4	13	12

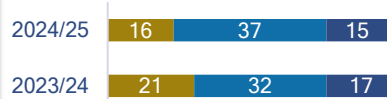
## Pupil Mobility

Joiners 31  
Leavers 13



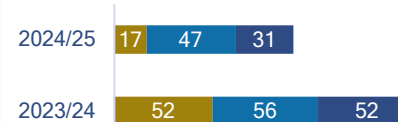
## Suspensions to date

27 No. of suspensions  
56.5 No. of days lost  
18 No. of pupils affected




## KS3 Pupil Progress

ENG 29% In line or exceeding target  
MAT 29% In line or exceeding target  
SCI 64% In line or exceeding target

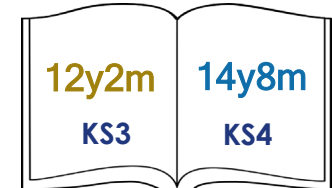


## KS4 Pupil Progress

ENG 39% In line or exceeding target  
MAT 50% In line or exceeding target

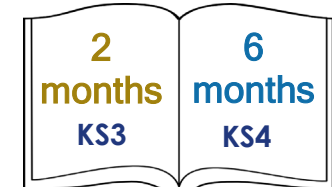


## Average Reading Age



2024/25 12y8m 16y3m  
2023/24 14y2m 16y2m

## Average Reading Progress



2024/25 16 months 11 months  
2023/24 19 months 6 months

## Interventions

83% of pupils having at least one intervention this term  
2024/25 = 81%  
2023/24 = 90%

## Reintegration

7 No. of pupils reintegrated to mainstream to date  
2 No. of pupils moved to special school with EHCP to date

