

# Data Dashboard Secondary 2025/2026 May 2026



The Rowans AP


Principal: Mrs. Fiona May

## Number of Pupils on Roll

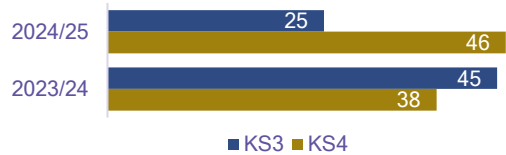
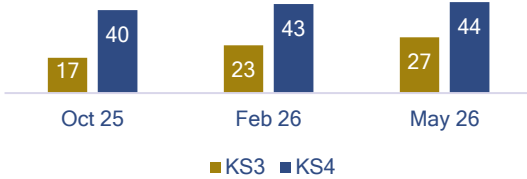
71



2024/25 = 71  
2023/24 = 83



## Breakdown of Pupils



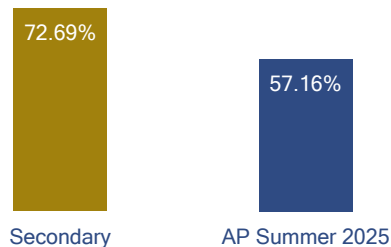
## Secondary Attendance

72.69%

2024/25 = 78%  
2023/24 = 83%



## Secondary Attendance VS National AP/PRU Attendance

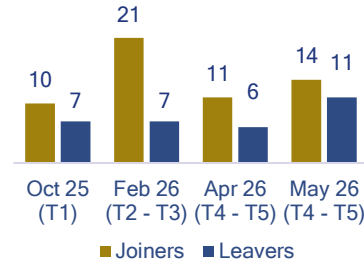


## Contextual Safeguarding / Pupil Characteristics

	2025 / 26	2024 / 25	2023 / 24
	May 2026	Year End	Year End
Pupil Premium	76.06%	69.01%	60.24%
EAL	1.41%	1.41%	2.41%
Children in Care	7.04%	5.63%	7.23%
Pupils on CP Plan	4.23%	4.23%	4.82%
Pupils on CiN Plan	8.45%	4.23%	6.02%
Pupils with EHCP	30.99%	4.23%	2.41%
Average no. of vulnerabilities	16.65	16.61	8.69
No. of referrals to SPA to date	6	13	12

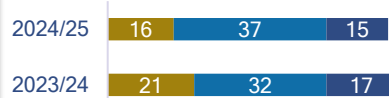
## Pupil Mobility

Joiners 45      Leavers 25



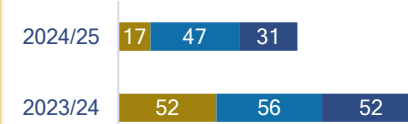
## Suspensions to date

39 No. of suspensions  
76.5 No. of days lost  
27 No. of pupils affected



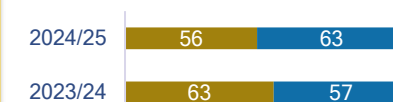
## KS3 Pupil Progress

ENG 70% In line or exceeding target  
MAT 40% In line or exceeding target  
SCI 60% In line or exceeding target

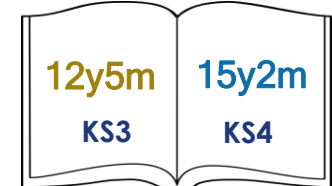


## KS4 Pupil Progress

ENG 53% In line or exceeding target  
MAT 51% In line or exceeding target



## Average Reading Age



2024/25 12y8m 16y3m  
2023/24 14y2m 16y2m

## Average Reading Progress



2024/25 16 months 11 months  
2023/24 19 months 6 months

## Interventions

85% of pupils having at least one intervention this term  
2024/25 = 81%  
2023/24 = 90%

## Reintegration

16 No. of pupils reintegrated to mainstream to date  
3 No. of pupils moved to special school with EHCP to date

